

# Value Stream Mapping Symbols

# Material Icons



The outside source –  
customer or suppliers



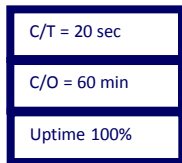
Supermarket – controlled  
inventory – Buffer Stock to  
control inventory upstream




Process Box – all processes  
must be identified



Movement of finished goods  
to customer



Data Box – contains all data  
relating to process



Movement of Material by  
PUSH – this is bad!



Shipments – incoming and  
outgoing. Shows frequency



Transfer of material in  
controlled quantities – first in  
first out basis



4 days

Shipments – incoming and  
outgoing. Shows frequency



Operator with number for  
process

# Material and General Icons

Strategic  
Buffer 500  
pieces



Buffer or Safety Stock



Kanban load levelling to level mix and volumes over time period



Sequenced Pull Ball – instruction to produce immediately part and quantity



Go and See – adjusting inventory based on sighting



Location for collecting Kanban cards for conveyance



Pull of materials usually from a supermarket

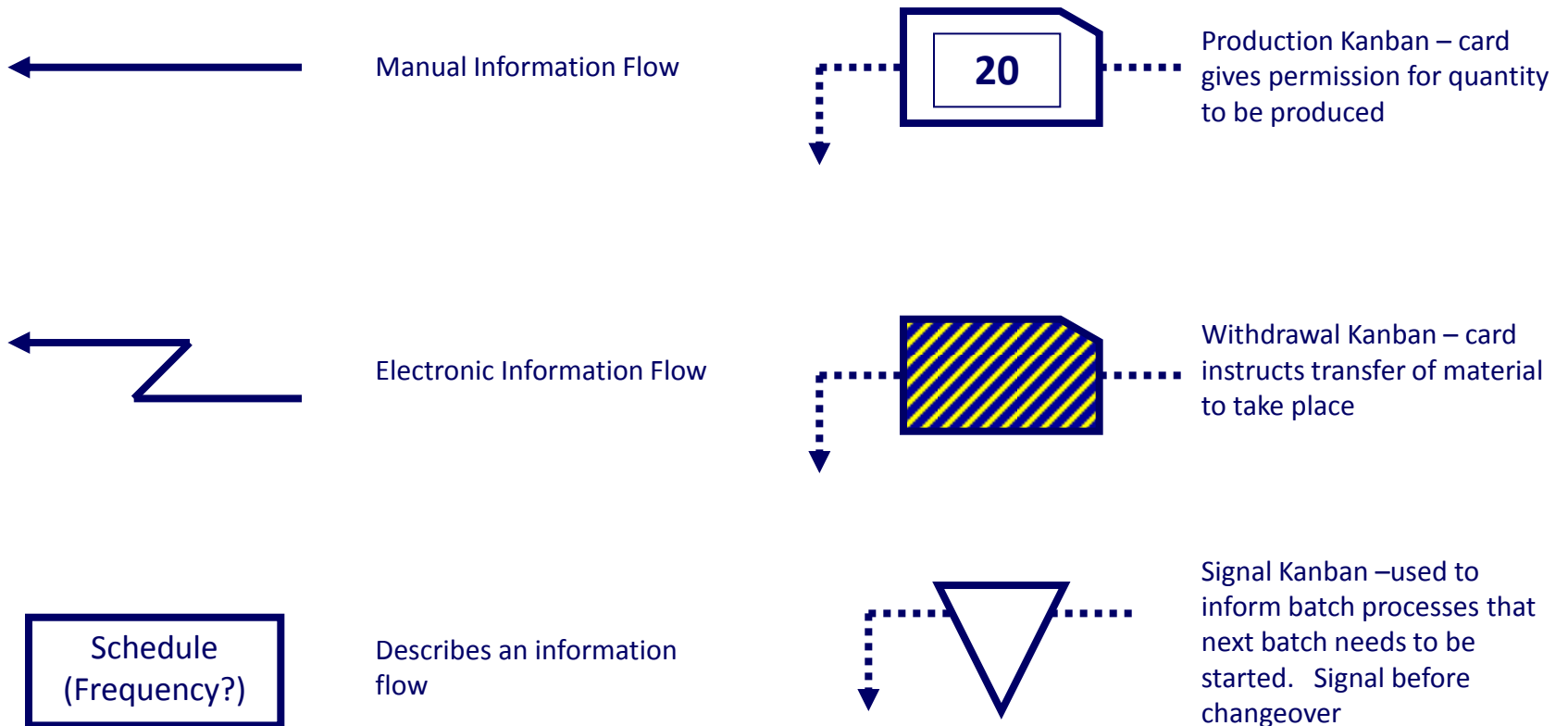


Kanban arriving in batches




Highlights critical improvements needed at specific points

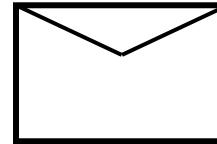
# Information Icons



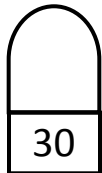
# Additional Symbols for Non Production Areas



Shared Process Box




Mail Delivery




Queue time



Heijunka Box



Database – Access / Excel etc



Kaizen Focus – area for improvement activity