




Workplace Improvement Charts

Process Map

Component	PROCESS MAP					
Operation						Sheet of
[Large grid area for drawing the process map]						
Team Members	Identify:	 Safety Points	 WIP	 Quality Check	Total Work in Progress TAKT Time Total Time for One Piece	Ref Date

Summary Sheet

Part Number	SUMMARY SHEET				
Part Description					
	Original	Revised	% Change	Comments	
Floor Area					
Work in Progress					
Lead Time					
Total Line Capacity					
Value Added Time					
Value Added %					
Productivity / person					
Manning					
<u>Notes</u>					